

1.4.1 and 1.4.2

Institution obtains feedback on the syllabus and its transaction at the institution from the following stakeholders

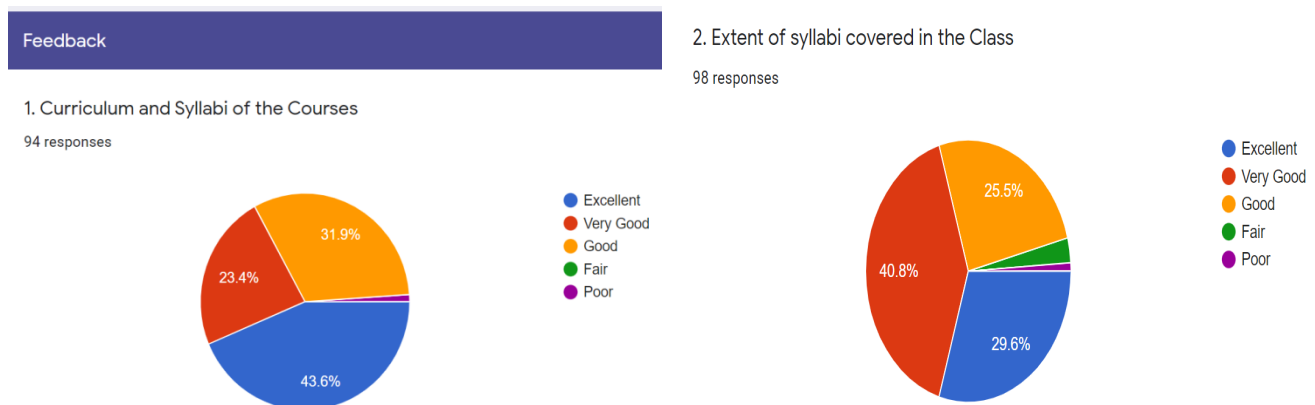
REPORT

The college operates on the mechanism where opinion of every stakeholder is given importance. Feedback from the Students, Teachers, Alumni and Employer is inevitable in the development of the institution. In this context, as the session 2020-21 is continuing online due to COVID-19 pandemic, online feedback from the above mentioned was collected using Google form. Each category of stakeholder was provided with separate link of the Google form and the questions therein were also different as per the concerned category of the stakeholder.

The responses in the feedback were considered by the IQAC and compiled report on the basis of the received feedback is prepared.

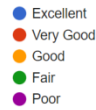
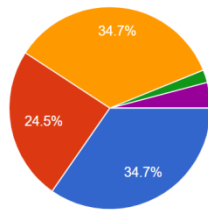
Students Feedback

Here, the report on the feedback is presented in the form of percentage response received against each question. For each question five options were given. The students had given their honest opinion. Total number of responses received till date are 171. The concerned questions and received percentage response data in the form of pie chart is presented below:



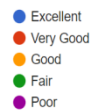
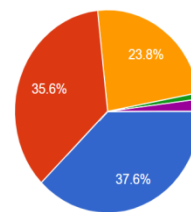
3. Course delivery by faculty members in the class

98 responses



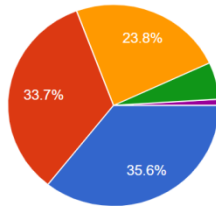
4. Usage of teaching aids and ICT in the class by faculty to facilitate teaching

101 responses



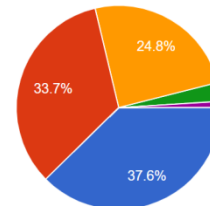
5. Fairness in the assessment processes (Quiz, Assignments, etc.)

101 responses



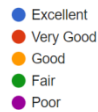
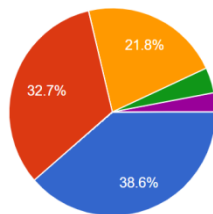
6. Timely announcement of examination results

101 responses




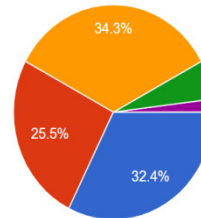
7. Opportunities in the School/ University for Research Activities

101 responses




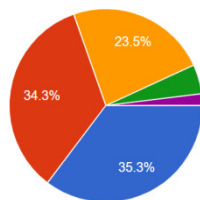
8. Opportunity for students to participate in internship, student exchange, field visit

102 responses



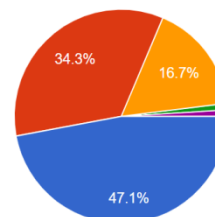
9. Opportunities for out of class room learning (guest lectures, seminars, workshop, conferences, competitions)

102 responses



10. Overall Learning Experience

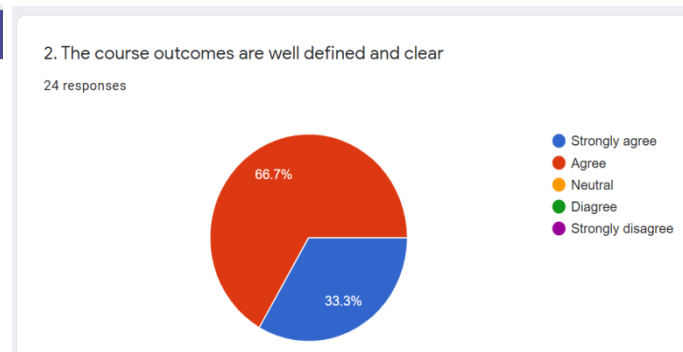
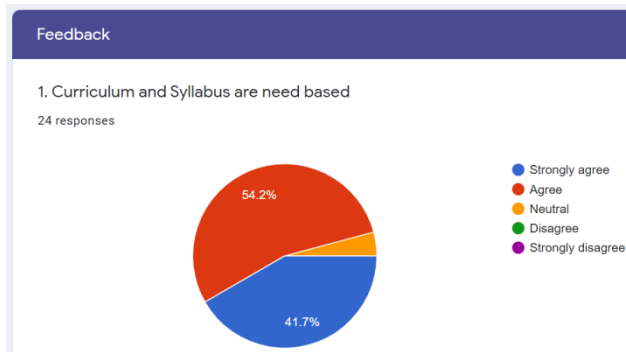
102 responses



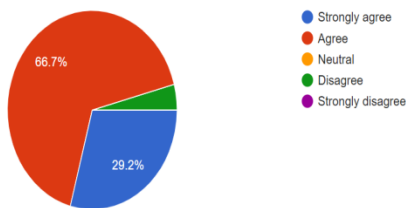
The responses received against various questions showed the data as above. These responses were discussed.

Teachers Feedback

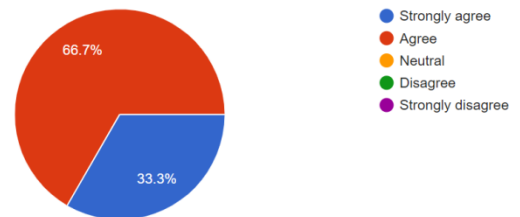
Here, the report on the feedback is presented in the form of percentage response received against each question. For each question five options were given. The Teachers had given their honest opinion. Total numbers of responses received are 26. The concerned questions and received percentage response data in the form of pie chart is presented below:



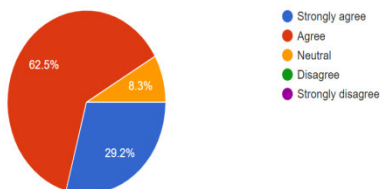
3. Sufficient number of relevant reading materials and digital resources are available in the Library
24 responses



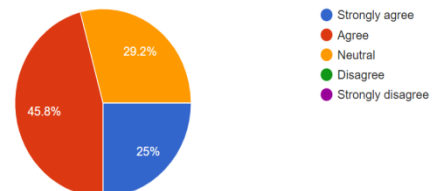
4. The course has good balance between theory and application
24 responses



5. The course/syllabus of this course increased my knowledge and perspective in the subject area
24 responses

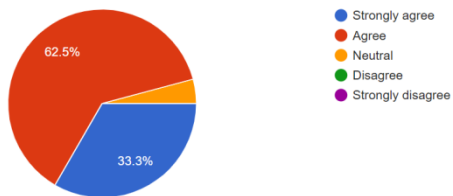


6. I have the freedom to propose, modify, suggest and incorporate new topics in the syllabus through proper forum
24 responses



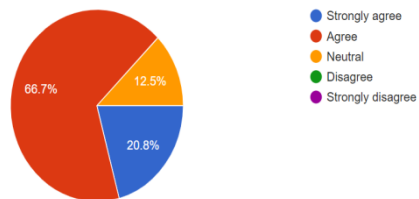
7. I have the freedom to adopt new techniques/education tools /strategies in teaching

24 responses



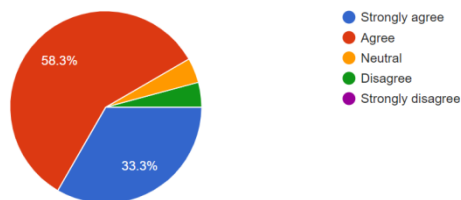
8. I am able to achieve the minimum required course outcome attainment level for my class

24 responses



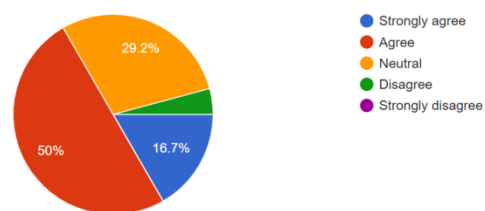
9. I have taken sufficient steps to provide assistance to slow learners

24 responses



10. I have contributed to the curriculum and / or syllabus development

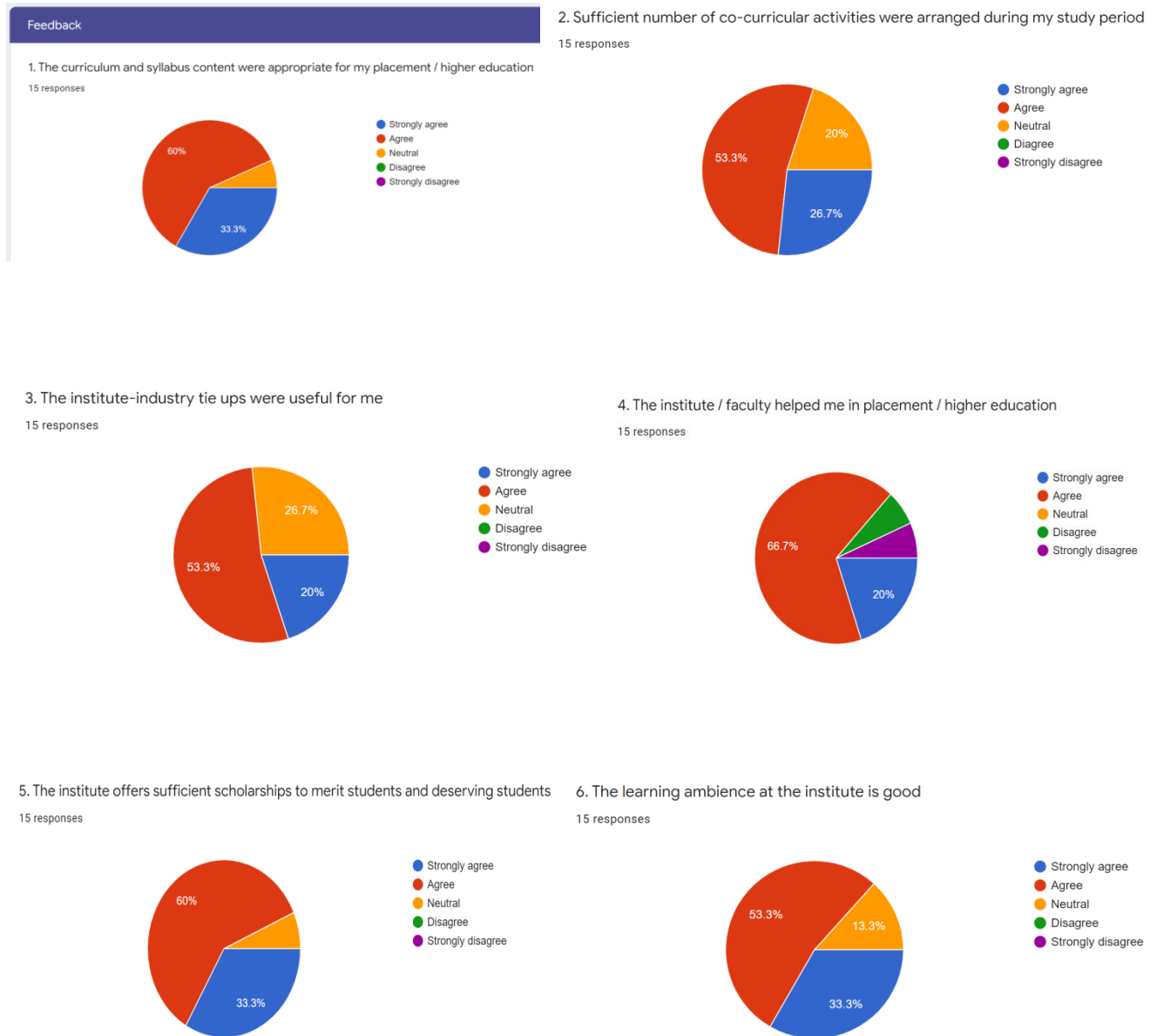
24 responses



The responses received against various questions showed the data as above. These responses were discussed.

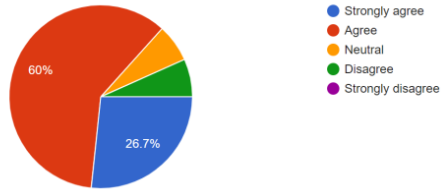
Alumni Feedback

Here, the report on the feedback is presented in the form of percentage response received against each question. For each question five options were given. The Alumni had given their honest opinion. The concerned questions and received percentage response data in the form of pie chart is presented below:



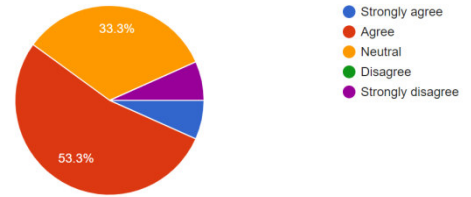
7. The institute provides sufficient opportunity to participate in extracurricular activities

15 responses



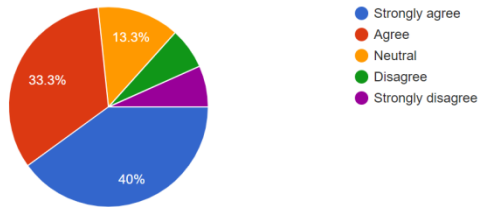
8. The curriculum accommodates courses with experiential learning (hands-on)

15 responses



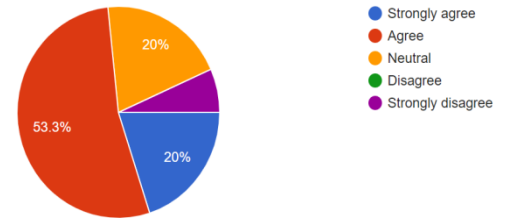
9. All the academic processes of the institute is transparent

15 responses



10. The institute is student-centric in all its academic initiatives

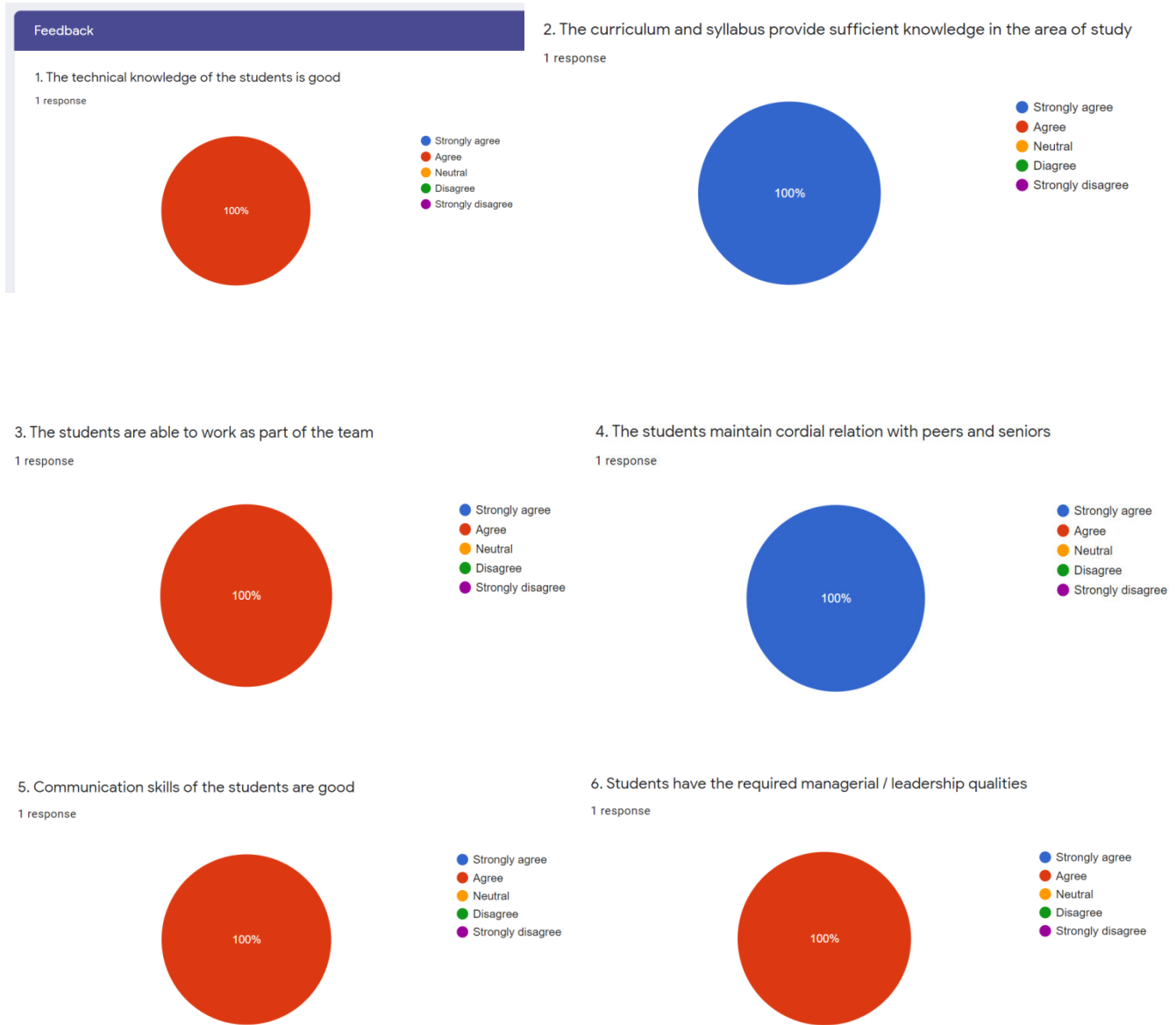
15 responses



The responses received against various questions showed the data as above. These responses were discussed.


Employer Feedback

Here, the report on the feedback is given as the response received against each question. For each question five options were given. The Principal as an Employer had given his honest opinion. The concerned questions and received response is presented below:



7. Students volunteer to get into new initiatives taken up by the industry

1 response



8. Students contribute substantially to the growth of the industry

1 response



9. Students align themselves to the demanding needs of the industry

1 response



10. The curriculum and non-curricular initiatives taken up by the college faculties has helped the students to attain the required competency level

1 response

